

**MITCON CONSULTANCY & ENGINEERING SERVICES LIMITED**

Regd. Office: 1st Floor, Kubera Chambers, Shivaji Nagar, Pune 411005


Tel:+91-20-25533309, 25534322 Fax No: +91 -20-25533206, Email: cs@mitconindia.com

Website: www.mitconindia.com CIN : L74140PN1982PLC026933

**Statement of Unaudited Financial Results For the Half Year Ended September 30, 2014.**

Sr. No	Particulars	(Rs. In Lacs)		
		Six Months Period Ended		For the year Ended
		30.09.2014 (Unaudited)	30.09.2013 (Unaudited)	31.03.2014 (Audited)
<b>1</b>	<b>Revenue From Operations</b>			
a	Income from Operations	1,814.12	1,467.25	3,996.14
b	Other Operating Income	32.15	38.89	52.92
	<b>Total Revenue From Operations</b>	<b>1,846.27</b>	<b>1,506.14</b>	<b>4,049.06</b>
<b>2</b>	<b>Expenditure</b>			
a	Increase / Decrease in inventory of printed material	7.85	(5.25)	(2.71)
b	Professional fees to Associates	317.18	278.12	596.43
c	Expenses on Training Activities	168.82	124.44	558.55
d	Employee Cost	605.92	592.72	1,132.94
e	Depreciation	224.81	79.93	161.71
f	Other Expenditure	471.15	355.94	796.33
	<b>Total Expenditure</b>	<b>1,795.73</b>	<b>1,425.90</b>	<b>3,243.25</b>
<b>3</b>	<b>Profit from Operations before Other Income, Interest and Exceptional items(1-2)</b>	<b>50.54</b>	<b>80.24</b>	<b>805.81</b>
4	Other Income	170.04	80.17	229.68
<b>5</b>	<b>Profit before Interest and Exceptional Items (3+4)</b>	<b>220.58</b>	<b>160.41</b>	<b>1,035.49</b>
6	Interest	2.38	3.40	8.72
<b>7</b>	<b>Profit After Interest but before Exceptional Items (5-6)</b>	<b>218.20</b>	<b>157.01</b>	<b>1,026.77</b>
8	Exceptional Items	-	-	-
<b>9</b>	<b>Profit / (Loss) from Ordinary Activities Before Tax (7+8)</b>	<b>218.20</b>	<b>157.01</b>	<b>1,026.77</b>
10	Tax Expenses	4.86	61.44	317.87
<b>11</b>	<b>Net Profit/ (Loss) from Ordinary Activities After Tax (9-10)</b>	<b>213.34</b>	<b>95.57</b>	<b>708.90</b>
12	Extraordinary Items (Net of Tax Expenses )	-	-	-
<b>13</b>	<b>Net Profit / (Loss) for the Period (11-12)</b>	<b>213.34</b>	<b>95.57</b>	<b>708.90</b>
14	Paid -Up Equity Share Capital (Face Value of INR 10/-each)	1,210.00	800.00	1,210.00
15	Reserves excluding Revaluation Reserve as per Balance Sheet of previous accounting year			6,917.23
16.1	Earnings Per Share (Before Extraordinary Items for the periods, and for the previous year) (Face Value INR 10/- each)			
	a) Basic	2.20	1.19	7.30
	b) Diluted	2.20	1.19	7.30
16.2	Earnings Per Share (After Extraordinary Items for the periods, and for the previous year) (Face Value INR 10/- each)			
	a) Basic	2.20	1.19	7.30
	b) Diluted	2.20	1.19	7.30

*Pradyumn*



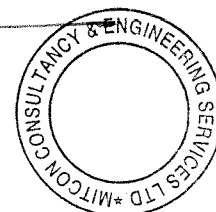
17	Public Shareholding			
1	Number of Shares	12100000	8000000	12100000
	Percentage of Shareholding	100%	100%	100%
2	Promoters & Promoter Group Shareholding			
a	Pledged / Encumbered			
	Number of Shares	-	-	-
	Percentage of Shares (as a % of the total Shareholding of Promoters and Promoter Group)	-	-	-
	Percentage of Shares (as a % of the total Share Capital of the Company)	-	-	-
b	Non- Encumbered			
	Number of Shares	-	-	-
	Percentage of Shares (as a % of the total Shareholding of Promoters and Promoter Group)	-	-	-
	Percentage of Shares (as a % of the total Share Capital of the Company)	-	-	-

<b>Investors Complaints</b>	For the Period 01.04.2014 to 30.09.2014
Pending at the beginning of the Period	0
Received during the Period	0
Disposed off during the Period	0
Remaining unresolved at end of the Period	0

**Segment wise Revenue, Results and Capital Employed under Clause 43 of the Listing Agreement**  
(Rs. In Lacs)

Particulars	For the period ended 30.09.2014 (Unaudited)	For the period ended 30.09.2013 (Unaudited)	For the year ended 31.03.2014 (Audited)
<b>Segment Revenue</b>			
Consultancy and Training	1,814.12	1,467.25	3,996.14
Wind Power Generation	32.15	38.89	52.92
Less: Inter Segment Revenue	-	-	-
<b>Revenue from Operations</b>	<b>1,846.27</b>	<b>1,506.14</b>	<b>4,049.06</b>
<b>Segment Results :</b>			
Profit / (Loss) Before Tax and Interest from each Segment			
Consultancy and Training	28.17	67.56	808.69
Wind Power Generation	22.38	12.68	0.68
<b>Total Segment Results</b>	<b>50.55</b>	<b>80.24</b>	<b>809.37</b>
Interest Income	61.80	62.60	126.95
Unallocable Income Net of Unallocable Expenditure	108.24	17.57	99.18
<b>Total</b>	<b>220.59</b>	<b>160.41</b>	<b>1,035.50</b>
Less: Finance Cost	2.38	3.40	8.72
<b>Total Profit Before Tax</b>	<b>218.21</b>	<b>157.01</b>	<b>1,026.78</b>
<b>Capital Employed (Segment Assets - Segment Liabilities)</b>			
Consultancy and Training	8,230.42	5,455.43	8,025.15
Wind Power Generation	154.27	238.94	115.84
<b>Total Capital Employed</b>	<b>8,384.69</b>	<b>5,694.37</b>	<b>8,140.99</b>

*Prakash Bano*



## STATEMENT OF ASSETS AND LIABILITIES

(Rs. In Lacs)


Particulars	Period Ended	
	30.09.2014 (Unaudited)	30.09.2013 (Unaudited)
<b>SHAREHOLDERS FUND:</b>		
a) Capital	1,210.00	800.00
b) Reserves and Surplus	7,174.69	4,894.37
<b>TOTAL</b>	<b>8,384.69</b>	<b>5,694.37</b>
<b>FIXED ASSETS</b>	2,906.10	1,894.55
<b>INVESTMENTS</b>	1,248.25	530.88
<b>CURRENT ASSETS, LOANS AND ADVANCES</b>		
a) Inventories	28.66	39.05
b) Sundry Debtors	1,683.68	1,289.61
c) Cash and Bank Balances	2,312.18	1,851.91
d) Other Current Assets	876.65	643.29
e) Loans and Advances	272.25	263.81
<b>Less: Current Liabilities and Provisions</b>		
a) Liabilities	868.80	738.85
b) Provisions	74.26	79.87
<b>TOTAL</b>	<b>8,384.69</b>	<b>5,694.37</b>

## Details of Utilization of IPO Proceeds

Particulars	(Rs. In Lacs)
<b>IPO Proceeds</b>	<b>2,501.00</b>
<b>Less: Utilization</b>	
Acquisition of property for setting up new offices in Bangalore, Hyderabad, Chennai, New Delhi and Ahmedabad and environment testing laboratory in Bangalore and Ahmedabad	972.34
Purchase of furniture and fixture and carrying out interior designing for the new offices	136.20
Purchase of office equipments for the new offices	12.97
General Corporate Purposes	81.05
Issue Expenses	355.43
<b>Total Utilization of IPO Proceeds</b>	<b>1,557.99</b>

Note: The unutilised proceeds from the issue has been deployed in Fixed Deposits

*Pram BSB*




## NOTES

1. The unaudited Financial Results, Segment Results and Statement of Assets and Liabilities (Financial Statements) were reviewed by the Audit Committee and approved by the Board of Directors at their meeting held on 8th November, 2014
2. The Statutory Auditors of the Company have carried out "Limited Review" of the Financial Statements for the half year ended 30th September, 2014 as per clause 43 of listing agreement entered with National Stock Exchange of India Limited.
3. Effective 1st April 2014, the Company has revised the useful life of fixed assets based on Schedule II of the Companies Act, 2013 ("The Act) for the purpose of providing depreciation on fixed assets. Accordingly, the carrying amount of the fixed assets as on 1st April 2014 has been depreciated over the remaining revised useful life of the fixed assets. Consequently, the depreciation charge for the period ended 30th September 2014 is higher by Rs. 126.20 Lakhs and profit is less to that effect. Further, an amount of Rs. 109.90 Lakhs representing the carrying amount of assets with useful life as Nil, has been charged to the opening balance of retained earnings i.e. balance in the Statement of Profit and Loss as prescribed by para 7(b) of Part C of Schedule II of the Companies Act, 2013.
4. Pursuant to the objects of the Initial Public Offer (IPO), the Company has acquired properties for setting up offices at Ahmedbad, Bangalore and Chennai. Ahmedabad and Bangalore offices have become operational.
5. Previous period figures have been rearranged / regrouped, wherever necessary in order to make them comparable with that of the current period .

For & on behalf of the Board of Directors



Dr. Pradeep Bavadekar  
Managing Director



Place: Pune  
Date: 8th November, 2014